

PIXOL150 (Model)



TECHNICAL INFORMATION

[IES Files](#) ↓

Watt	11W – 22W
Luminaire	Up to 1250lm
CCT	3000K – 4000K
CRI	>80
Wiring	120-277V 60Hz 0-10V
LED life time	> 60000h - L80 - B20 (Ta 25°C)
Color	Grey - 16 / Aluminium - 21

DESCRIPTION

Construction

- Die-cast aluminium body (EN 47100).
- Double layer polyester powder paint resistant to corrosion and salt spray fog.
- Silicone rubber gaskets.
- AISI 316 stainless steel external screws.

Electrical & Optics

- Universal input voltage: 120-277V 50/60Hz.
- 0-10V dimming available.
- Driver protected against voltage surges up to 4kV.
- High-efficacy LEDs with standard 3000K, 4000K (2700K or other CCTs available on request).
- PMMA lenses for LEDs.
- Screen made of 3/16" thermal-shock resistant tempered glass.

Listings

- DarkSky Approved configurations are limited to the "side" versions with lateral light emission and a CCT of 3000K or lower, offering a durable and energy-efficient solution aligned with DarkSky principles for outdoor lighting in both public and private environments.
- UL certified to U.S. and Canadian standards, suitable for wet locations (cULus mark).
- Suitable for mounting within 1.2 m (4 ft) of ground.
- Rated IP66 per EN60598.
- Luminaire rated for -25°C minimum ambient temperature.
- High quality LED sources characterized according to IES TM-30, with high color consistency <3SDCM and long useful life >60000 hours at L80.

Installation

- Surface installation.
- Die-cast aluminium base (EN 47100) for anchoring with rawlplugs.
- Supplied with steel base plate and j-shaped anchor bolts.
- Available on request zinc-plated steel pillar for reinforced anchoring.


IP66



VERSIONS *(Click on below link to configure your product)*

top - oneway	top - twoway	top - oneway	top - twoway	side - single light fitting	side - double light fitting	side - single light fitting	side - double light fitting
Size:	Size:	Size:	Size:	Size:	Size:	Size:	Size:
5" 29/32 35" 7/16	5" 29/32 35" 7/16	5" 29/32 35" 7/16	5" 29/32 35" 7/16	7" 7/8 35" 7/16	11" 13/16 35" 7/16	7" 7/8 35" 7/16	11" 13/16 35" 7/16
5" 29/32	5" 29/32	5" 29/32	5" 29/32	5" 29/32	5" 29/32	5" 29/32	5" 29/32

OPTICS

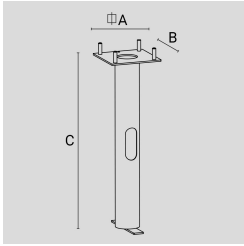


See accessories in the next page

ZINC-COATED STEEL PILLAR.

Arcluce Code **1099565X**

Code Ref.

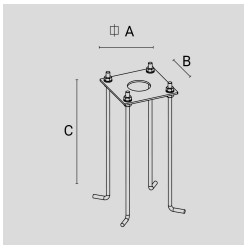
**TECHNICAL INFORMATION**

Weight	4.63 lb
---------------	---------

GALVANIZED AND PAINTED STEEL BASE PLATE WITH GALVANIZED STEEL STUD BOLTS.

Arcluce Code **1099564X-16**

Code Ref.

**TECHNICAL INFORMATION**

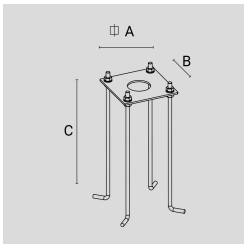
Color	Grey - 16
--------------	-----------

Weight	2.2 lb
---------------	--------

GALVANIZED AND PAINTED STEEL BASE PLATE WITH GALVANIZED STEEL STUD BOLTS.

Arcluce Code **1099564X-21**

Code Ref.

**TECHNICAL INFORMATION**

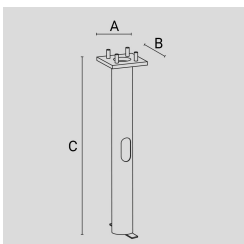
Color	Aluminium - 21
--------------	----------------

Weight	2.2 lb
---------------	--------

ZINC-COATED STEEL PILLAR.

Arcluce Code **1099563X**

Code Ref.

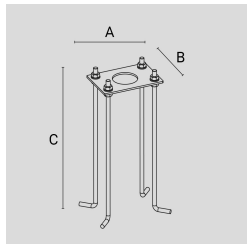
**TECHNICAL INFORMATION**

Weight	4.63 lb
---------------	---------

GALVANIZED AND PAINTED STEEL BASE PLATE WITH GALVANIZED STEEL STUD BOLTS.

Arcluce Code **1099562X-16**

Code Ref.



TECHNICAL INFORMATION

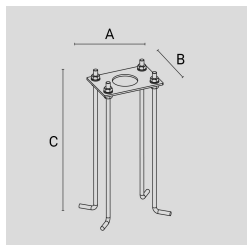
Color Grey - 16

Weight 2.2 lb

GALVANIZED AND PAINTED STEEL BASE PLATE WITH GALVANIZED STEEL STUD BOLTS.

Arcluce Code **1099562X-21**

Code Ref.



TECHNICAL INFORMATION

Color Aluminium - 21

Weight 2.2 lb