


KRION (Model)



TECHNICAL INFORMATION

[IES Files](#)

Watt	20W – 80W
Luminaire	Up to 8300lm
CCT	3000K – RGBW
CRI	>80
Wiring	120-277V 60Hz / 0-10V, 120-277V 60Hz RDM/DMX
LED life time	> 60000h - L80 - B20 (Ta 25°C)
Color	Aluminium - 21 / Grey - 16

DESCRIPTION

Construction

- Extruded aluminium body.
- Die-cast aluminium caps (EN 47100).
- Double layer polyester powder paint resistant to corrosion and salt spray fog.
- Silicone rubber gaskets.
- AISI 316 stainless steel external screws.
- Goniometer scale to aim light.

Electrical & Optics

- 0-10V dimming available.
- High-efficacy LEDs with standard 3000K, 4000K (2700K or other CCTs available on request).
- PMMA lenses for LEDs.
- Screen made of 5/16" thermal-shock resistant tempered glass.

Listings

- UL certified to U.S. and Canadian standards, suitable for wet locations (cULus mark).
- Suitable for mounting within 1.2 m (4 ft) of ground.
- Rated IP66 per EN60598.
- Luminaire rated for -20°C minimum ambient.
- High quality LED sources characterized according to IES TM-30, with high color consistency <3SDCM and long useful life >60000 hours at L80.

Installation

- Surface installation.
- Double cable gland M20 for through wiring.
- Support brackets to be ordered separately.

IP66



VERSIONS *(Click on below link to configure your product)*



[performance+](#)

- Size:
- 4" 1/4
 - 3" 15/32
 - 13" 5/8 to 48" 7/32

OPTICS

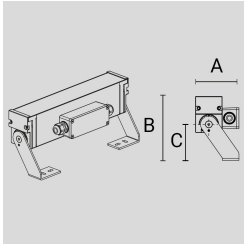


See accessories in the next page

PAINTED STEEL REVOLVING SUPPORT BRACKETS (2 PCS).

Arcluce Code **1099373X-21**

Code Ref.

**TECHNICAL INFORMATION**

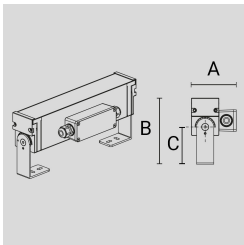
Color	Aluminium - 21
--------------	----------------

Weight	1.32 lb
---------------	---------

PAINTED STEEL REVOLVING SUPPORT BRACKETS (2 PCS).

Arcluce Code **1099370X-21**

Code Ref.

**TECHNICAL INFORMATION**

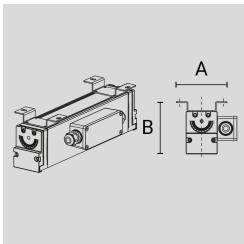
Color	Aluminium - 21
--------------	----------------

Weight	1.1 lb
---------------	--------

PAINTED STEEL SUPPORT BRACKETS (2 PCS).

Arcluce Code **1099371X-21**

Code Ref.

**TECHNICAL INFORMATION**

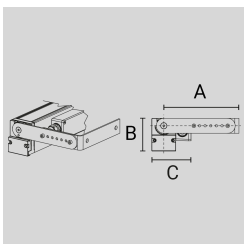
Color	Aluminium - 21
--------------	----------------

Weight	1.54 lb
---------------	---------

PAINTED REVOLVING STEEL AND EXTENSIBLE SUPPORT BRACKETS (2 PCS).

Arcluce Code **1099372X-21**

Code Ref.

**TECHNICAL INFORMATION**

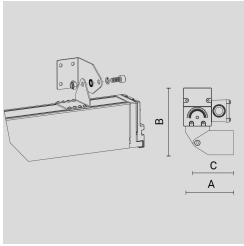
Color	Aluminium - 21
--------------	----------------

Weight	1.54 lb
---------------	---------

ADJUSTING FIXING BRACKETS (2 PCS) - ALUMINIUM (RAL 9005)

Arcluce Code **1099577X-21**

Code Ref.

**TECHNICAL INFORMATION**

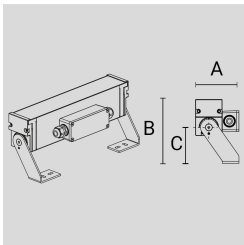
Color	Aluminium - 21
--------------	----------------

Weight	0.44 lb
---------------	---------

PAINTED STEEL REVOLVING SUPPORT BRACKETS (2 PCS).

Arcluce Code **1099373X-16**

Code Ref.

**TECHNICAL INFORMATION**

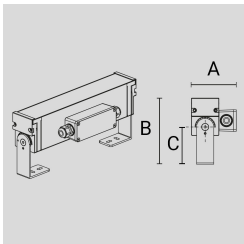
Color	Grey - 16
--------------	-----------

Weight	1.32 lb
---------------	---------

PAINTED STEEL REVOLVING SUPPORT BRACKETS (2 PCS).

Arcluce Code **1099370X-16**

Code Ref.

**TECHNICAL INFORMATION**

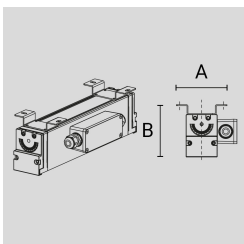
Color	Grey - 16
--------------	-----------

Weight	1.1 lb
---------------	--------

PAINTED STEEL SUPPORT BRACKETS (2 PCS).

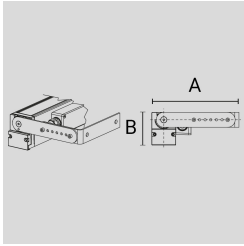
Arcluce Code **1099371X-16**

Code Ref.

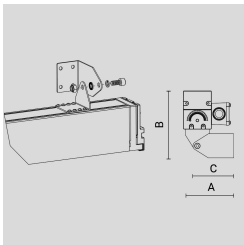
**TECHNICAL INFORMATION**

Color	Grey - 16
--------------	-----------

Weight	1.54 lb
---------------	---------

PAINTED REVOLVING STEEL AND EXTENSIBLE SUPPORT BRACKETS (2 PCS).
Arcluce Code 1099372X-16
Code Ref.

TECHNICAL INFORMATION
Color Grey - 16

Weight 1.54 lb

ADJUSTING FIXING BRACKETS (2 PCS) GREY, SIMILAR TO (RAL 7024)
Arcluce Code 1099577X-16
Code Ref.

TECHNICAL INFORMATION
Color Grey - 16

Weight 0.44 lb

Arcluce Code 1098009X
Code Ref.

TECHNICAL INFORMATION
Weight 1.1 lb

Arcluce Code 1098010X
Code Ref.

TECHNICAL INFORMATION
Weight 1.1 lb