

# KLOU180 (Model)



## TECHNICAL INFORMATION

[IES Files](#) ↓

<b>Watt</b>	20W
<b>Luminaire</b>	Up to 1550lm
<b>CCT</b>	3000K – 4000K
<b>CRI</b>	>80
<b>Wiring</b>	120-277V 60Hz / 0-10V
<b>LED life time</b>	> 60000h - L80 - B20 (Ta 25°C)
<b>Color</b>	Aluminium - 21 / Grey - 16 / Black - 12

## DESCRIPTION

### Construction

- Die-cast aluminium body (EN 47100).
- Extruded aluminium pole.
- Double layer polyester powder paint resistant to corrosion and salt spray fog.
- Silicone rubber gaskets.
- AISI 316 stainless steel external screws.

### Electrical & Optics

- Universal input voltage: 120-277V 50/60Hz.
- 0-10V dimming available.
- Wiring on removable galvanized steel tray.
- High-efficacy LEDs with standard 3000K, 4000K (2700K or other CCTs available on request).
- Reflector made of anodized aluminium with non-iridescent specular finishing.
- UV rays stabilized, 850°C glow wire test resistant, V2 self-extinguishing clear polycarbonate screen.

### Listings

- UL certified to U.S. and Canadian standards, suitable for wet locations (cULus mark).
- Suitable for mounting within 1.2 m (4 ft) of ground.
- Rated IP66 per EN60598.
- Luminaire rated for -40°C minimum ambient temperature on selected model variants.
- High quality LED sources characterized according to IES TM-30, with high color consistency <3SDCM and long useful life >60000 hours at L80.

### Installation

- Surface installation.
- Die-cast aluminium base (EN 47100) for anchoring with rawlplugs.
- Supplied with steel base plate and j-shaped anchor bolts.
- Available on request zinc-plated steel pillar for reinforced anchoring.
- Supplied with power cord (18AWG conductors).

IP66



## VERSIONS *(Click on below link to configure your product)*



[small](#)


Size:  
Ø 7" 1/4  
19" 11/16



[large](#)

Size:  
Ø 7" 1/4  
39" 3/8

## OPTICS



See accessories in the next page

## HOT DIPPED ZINC-COATED STEEL BASEMENT FOR GROUND ANCHORING.

Arcluce Code **1099092X**

Code Ref.

**TECHNICAL INFORMATION**

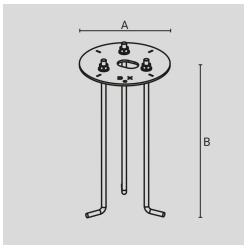
<b>Color</b>	Chrome - 31
--------------	-------------

<b>Weight</b>	11.02 lb
---------------	----------

## ZINC-COATED AND PAINTED STEEL BASE PLATE WITH ZINC-COATED STEEL STUD BOLTS. 350 MM HIGH.

Arcluce Code **1099398X-21**

Code Ref.

**TECHNICAL INFORMATION**

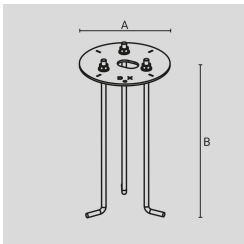
<b>Color</b>	Aluminium - 21
--------------	----------------

<b>Weight</b>	3.09 lb
---------------	---------

## ZINC-COATED AND PAINTED STEEL BASE PLATE WITH ZINC-COATED STEEL STUD BOLTS. 350 MM HIGH.

Arcluce Code **1099398X-16**

Code Ref.

**TECHNICAL INFORMATION**

<b>Color</b>	Grey - 16
--------------	-----------

<b>Weight</b>	3.09 lb
---------------	---------