

INGROUND90 (Model)



TECHNICAL INFORMATION

[IES Files](#)

Watt	4W – 12W
Luminaire	Up to 1600lm
CCT	3000K – 4000K
CRI	>80
Wiring	24Vcd, 350mA
LED life time	> 60000h - L80 - B20 (Ta 25°C)
Color	Stainless Steel - 30

DESCRIPTION

Construction

- AISI 316L stainless steel body and trim.
- Silicone rubber gaskets.

Electrical & Optics

- High-efficacy LEDs with standard 3000K, 4000K (2700K or other CCTs available on request).
- PMMA lenses for LEDs.
- Screen made of 5/16" thermal-shock resistant tempered glass.

Listings


- UL certified to U.S. and Canadian standards, suitable for wet locations (cULus mark).
- Rated IP68 per EN60598.
- Luminaire rated for -40°C minimum ambient temperature.
- 1000Kg static load capacity per EN60598.
- High quality LED sources characterized according to IES TM-30, with high color consistency <3SDCM and long useful life >60000 hours at L80.



Installation


- Recessed installation.
- Supplied with recessed installation box made of engineering plastic.
- Other recessed installation boxes made of engineering plastic or of AISI 316L stainless steel available.
- Supplied with power cord. 22AWG conductors.

VERSIONS *(Click on below link to configure your product)*



[trim flush with ground, constant current](#)

Size:
Ø 3" 29/32
5" 9/32




[trim flush with ground, constant voltage](#)

Size:
Ø 3" 29/32
5" 9/32



[trim above the ground, constant current](#)

Size:
Ø 4" 13/32
5" 9/32
7" 15/32



[trim above the ground, constant voltage](#)

Size:
Ø 4" 13/32
5" 9/32
7" 15/32


OPTICS



See accessories in the next page

THERMOPLASTIC MATERIAL RECESSED INSTALLATION BOX.


Arcluce Code **1099330X**
Code Ref. **O6790**

**TECHNICAL INFORMATION**

Weight 0.44 lb

THERMOPLASTIC MATERIAL RECESSED INSTALLATION BOX.


Arcluce Code **1099331X**
Code Ref. **O6791**

**TECHNICAL INFORMATION**

Weight 0.33 lb

STAINLESS STEEL AISI 316L INSTALLATION BOX.

Arcluce Code **1099332X**
Code Ref. **O6792**

**TECHNICAL INFORMATION**

Weight 3.09 lb

PAINTED ALUMINIUM HONEYCOMB LOUVRE. TO BE ORDERED TOGETHER WITH THE LUMINAIRE.

Arcluce Code **1099341X-12**
Code Ref. **W9076-12**

**TECHNICAL INFORMATION**

Color Black - 12

Weight 0.11 lb


IP68 LINEAR JOINT - 2 WAYS - 2 POLES.

Arcluce Code **1099408X**

Code Ref.

**TECHNICAL INFORMATION****Weight** 0.07 lb

JUNCTION BOX IP68 - 4 WAYS - 2/3 POLES.

Arcluce Code **1099259X**Code Ref. **O7932****TECHNICAL INFORMATION****Weight** 0.11 lb
