



FORMAT1 (Model)



TECHNICAL INFORMATION

[IES Files](#) ↓

Watt	14W – 47W
Luminaire	Up to 9500lm
CCT	3000K – 4000K
CRI	>80
Wiring	120-277V 60Hz / 0-10V
LED life time	> 100000h - L80 - B20 (Ta 25°C)
Color	Aluminium - 21 / Grey - 16

DESCRIPTION

Construction

- Die-cast aluminium body (EN 47100).
- Double layer polyester powder paint resistant to corrosion and salt spray fog.
- Silicone rubber gaskets.
- AISI 316 stainless steel external screws.

Electrical & Optics

- Universal input voltage: 120-277V 50/60Hz.
- 0-10V dimming available.
- Driver protected against voltage surges up to 6kV.
- Wiring on removable galvanized steel tray.
- High-efficacy LEDs with standard 3000K, 4000K (2700K or other CCTs available on request).
- PMMA lenses for LEDs.
- Screen made of 3/16" thermal-shock resistant tempered glass.

Listings

- UL certified to U.S. and Canadian standards, suitable for wet locations (cULus mark).
- Rated IP66 per EN60598.
- Luminaire rated for -40°C minimum ambient temperature.
- High quality LED sources characterized according to IES TM-30, with high color consistency <3SDCM and long useful life >60000 hours at L80.

Installation

- Post-top installation (Ø 2" 3/8 tenon).

IP66



VERSIONS *(Click on below link to configure your product)*



[format1](#)

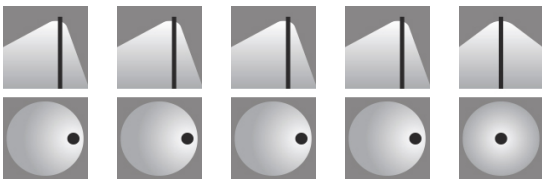


[format1 - adjustable](#)

Size:
9" 27/32
3" 3/4
20" 15/32

Size:
9" 27/32
3" 3/4
23" 1/32

OPTICS

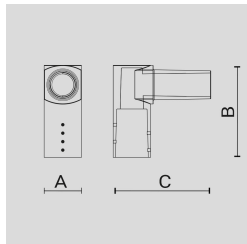


See accessories in the next page

PAINTED DIE-CAST ALUMINIUM SINGLE POLE ATTACHMENT.

Arcluce Code **1099090X-21**

Code Ref.



TECHNICAL INFORMATION

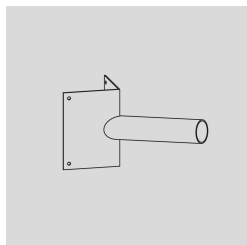
Color	Aluminium - 21
--------------	----------------

Weight	3.53 lb
---------------	---------

ANGULAR WALL ATTACHMENT 15° Ø=60 ALUMINIUM (RAL 9005)

Arcluce Code **1099616X-21**

Code Ref.



TECHNICAL INFORMATION

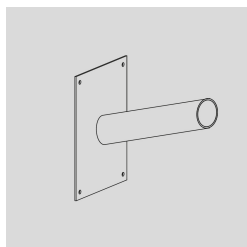
Color	Aluminium - 21
--------------	----------------

Weight	4.85 lb
---------------	---------

WALL ATTACHMENT WITH 15° ANGLED ARM, LENGTH: 250MM, Ø=60MM - COLOR: ALUMINIUM -21

Arcluce Code **1099617X-21**

Code Ref.



TECHNICAL INFORMATION

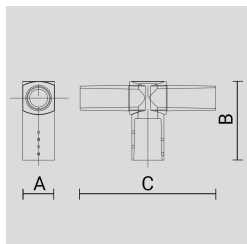
Color	Aluminium - 21
--------------	----------------

Weight	4.85 lb
---------------	---------

PAINTED DIE-CAST ALUMINIUM DOUBLE POLE ATTACHMENT (SUITABLE FOR PRODUCTS WITH A 60MM DIAMETER CONNECTION).

Arcluce Code **1099089X-21**

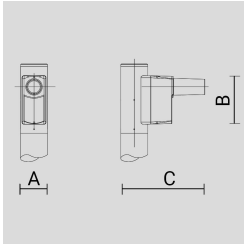
Code Ref.



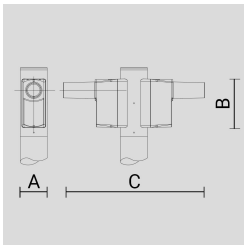
TECHNICAL INFORMATION

Color	Aluminium - 21
--------------	----------------

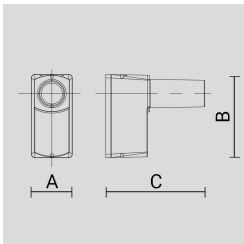
Weight	4.63 lb
---------------	---------

PAINTED DIE-CAST ALUMINIUM SINGLE POLE ATTACHMENT (Ø 102 MM).
Arcluce Code 1099088X-21
Code Ref.

TECHNICAL INFORMATION
Color Aluminium - 21

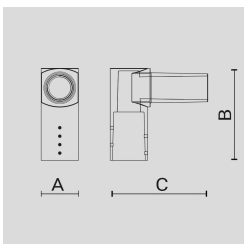
Weight 4.85 lb

PAINTED DIE-CAST ALUMINIUM DOUBLE POLE ATTACHMENT (Ø 102 MM).
Arcluce Code 1099087X-21
Code Ref.

TECHNICAL INFORMATION
Color Aluminium - 21

Weight 7.72 lb

PAINTED DIE-CAST ALUMINIUM WALL BRACKET.
Arcluce Code 1099069X-21
Code Ref.

TECHNICAL INFORMATION
Color Aluminium - 21

Weight 2.65 lb

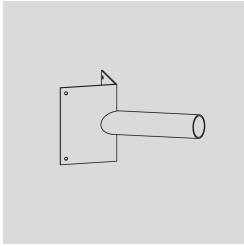
PAINTED DIE-CAST ALUMINIUM SINGLE POLE ATTACHMENT.
Arcluce Code 1099090X-16
Code Ref.

TECHNICAL INFORMATION
Color Grey - 16

Weight 3.53 lb

ANGULAR WALL ATTACHMENT 15° Ø=60 GREY, SIMILAR TO (RAL 7024)

Arcluce Code **1099616X-16**

Code Ref.

**TECHNICAL INFORMATION**

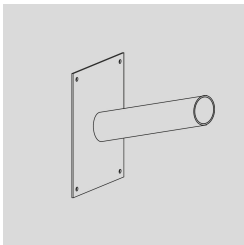
Color	Grey - 16
--------------	-----------

Weight	4.85 lb
---------------	---------

WALL ATTACHMENT WITH 15° ANGLED ARM, LENGTH: 250MM, Ø=60MM - COLOR: GREY -16

Arcluce Code **1099617X-16**

Code Ref.

**TECHNICAL INFORMATION**

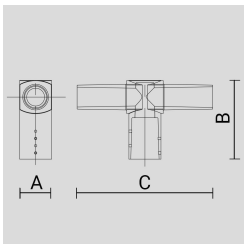
Color	Grey - 16
--------------	-----------

Weight	4.85 lb
---------------	---------

PAINTED DIE-CAST ALUMINIUM DOUBLE POLE ATTACHMENT (SUITABLE FOR PRODUCTS WITH A 60MM DIAMETER CONNECTION).

Arcluce Code **1099089X-16**

Code Ref.

**TECHNICAL INFORMATION**

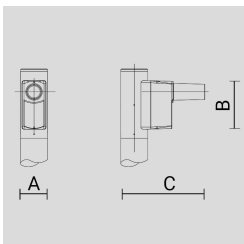
Color	Grey - 16
--------------	-----------

Weight	4.63 lb
---------------	---------

PAINTED DIE-CAST ALUMINIUM SINGLE POLE ATTACHMENT (Ø 102 MM).

Arcluce Code **1099088X-16**

Code Ref.

**TECHNICAL INFORMATION**

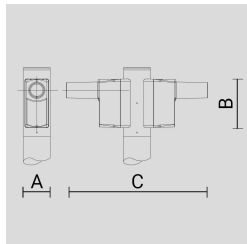
Color	Grey - 16
--------------	-----------

Weight	4.85 lb
---------------	---------

PAINTED DIE-CAST ALUMINIUM DOUBLE POLE ATTACHMENT (Ø 102 MM).

Arcluce Code **1099087X-16**

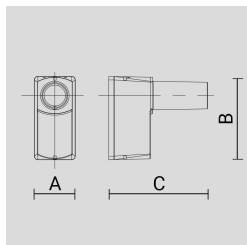
Code Ref.

**TECHNICAL INFORMATION****Color** Grey - 16**Weight** 7.72 lb

PAINTED DIE-CAST ALUMINIUM WALL BRACKET.

Arcluce Code **1099069X-16**

Code Ref.

**TECHNICAL INFORMATION****Color** Grey - 16**Weight** 2.65 lb