

# DUEVENTI (Model)



## TECHNICAL INFORMATION

[IES Files](#) 

<b>Watt</b>	58W – 61W
<b>Luminaire</b>	Up to 6750lm
<b>CCT</b>	3000K – 4000K
<b>CRI</b>	>80
<b>Wiring</b>	120-277V 60Hz / 0-10V
<b>LED life time</b>	> 60000h - L80 - B20 (Ta 25°C)
<b>Color</b>	Grey - 16 / Aluminium - 21

## DESCRIPTION

### Construction

- Die-cast aluminium body and trim (EN 47100).
- Double layer polyester powder paint resistant to corrosion and salt spray fog.
- Silicone rubber gaskets.
- AISI 316 stainless steel external screws.
- Goniometer scale to aim light.

### Electrical & Optics

- Universal input voltage: 120-277V 50/60Hz.
- 0-10V dimming available.
- Driver protected against voltage surges up to 6kV.
- Wiring on removable galvanized steel tray.
- High-efficacy LEDs with standard 3000K, 4000K (2700K or other CCTs available on request).
- Reflector made of engineering plastic metalized in high-vacuum.
- Screen made of 5/16" thermal-shock resistant tempered glass.

### Listings

- UL certified to U.S. and Canadian standards, suitable for wet locations (cULus mark).
- Suitable for mounting within 1.2 m (4 ft) of ground.
- Rated IP66 per EN60598.
- Luminaire rated for -40°C minimum ambient temperature.
- High quality LED sources characterized according to IES TM-30, with high color consistency <3SDCM and long useful life >60000 hours at L80.

### Installation

- Surface installation.
- Die-cast aluminium base (EN 47100) for anchoring with rawlplugs.
- Supplied with power cord (18AWG conductors).

IP66



## VERSIONS *(Click on below link to configure your product)*


[driver included](#)

Size:

Ø 8" 21/32

16" 15/16

9" 9/16

## OPTICS



See accessories in the next page

## ALUMINIUM HONEYCOMB LOUVRE WITH PAINTED STEEL EDGE.

Arcluce Code **1099111X-12**

Code Ref.

**TECHNICAL INFORMATION**

<b>Color</b>	Black - 12
--------------	------------

<b>Weight</b>	0.07 lb
---------------	---------

## PAINTED ALUMINIUM SLOPED VISOR.

Arcluce Code **1099199X-12**Code Ref. **W9510-12****TECHNICAL INFORMATION**

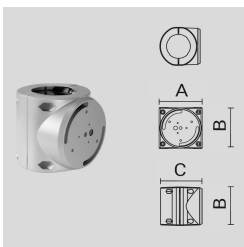
<b>Color</b>	Black - 12
--------------	------------

<b>Weight</b>	0.07 lb
---------------	---------

## PAINTED DIE-CAST ALUMINIUM SINGLE POLE ATTACHMENT (Ø 102 MM).

Arcluce Code **1099468X-16**

Code Ref.

**TECHNICAL INFORMATION**


<b>Color</b>	Grey - 16
--------------	-----------

<b>Weight</b>	3.31 lb
---------------	---------

## PAINTED DIE-CAST ALUMINIUM DOUBLE POLE ATTACHMENT (Ø 102 MM).

Arcluce Code **1099469X-16**

Code Ref.

**TECHNICAL INFORMATION**

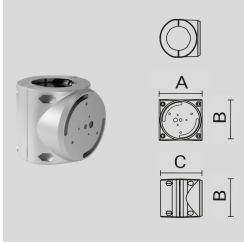
<b>Color</b>	Grey - 16
--------------	-----------

<b>Weight</b>	3.97 lb
---------------	---------

## PAINTED DIE-CAST ALUMINIUM SINGLE POLE ATTACHMENT (Ø 102 MM).

Arcluce Code **1099468X-21**


Code Ref.

**TECHNICAL INFORMATION****Color** Aluminium - 21**Weight** 3.31 lb

## PAINTED DIE-CAST ALUMINIUM DOUBLE POLE ATTACHMENT (Ø 102 MM).

Arcluce Code **1099469X-21**

Code Ref.

**TECHNICAL INFORMATION****Color** Aluminium - 21**Weight** 3.97 lb