

INGROUND260 (Model)



TECHNICAL INFORMATION

[IES Files](#) 

Watt	15W
Luminaire	Up to 1450lm
CCT	3000K – 4000K
CRI	>80
Wiring	120V 60Hz, 120-277V 60Hz / DALI, 120-277V 60Hz / 0-10V
LED life time	> 60000h - L80 - B20 (Ta 25°C)
Color	Stainless Steel - 30

DESCRIPTION

Construction

- Die-cast aluminium body (EN 47100).
- AISI 316L stainless steel trim.
- Double layer polyester powder paint resistant to corrosion and salt spray fog.
- Silicone rubber gaskets.
- AISI 316 stainless steel external screws.

Electrical & Optics

- High-efficacy LEDs with standard 3000K, 4000K (2700K or other CCTs available on request).
- Reflector made of engineering plastic metalized in high-vacuum.
- Screen made of 19/32" thermal-shock resistant tempered glass.

Listings

- Intertek certified to U.S. and Canadian standards suitable for wet locations (ETL mark).
- Rated IP67 per EN60598.
- Luminaire rated for -20°C minimum ambient.
- 6000Kg static load capacity per EN60598.
- Can be driven over at maximum speed 20Km/h per EN60598.
- High quality LED sources characterized according to IES TM-30, with high color consistency <3SDCM and long useful life >60000 hours at L80.

Installation

- Recessed installation.
- Double cable gland PG16 for through wiring.
- Supplied with recessed installation box made of engineering plastic.
- Upon request fixtures can be supplied with anti-slip glass.

IP67



VERSIONS (Click on below link to configure your product)



[round trim flush with the ground](#)

Size:
Ø 11" 1/32
16" 17/32



[round trim above the ground](#)

Size:
Ø 10" 13/16
16" 3/8



[squared trim above the ground](#)

Size:
10" 13/16
16" 3/8

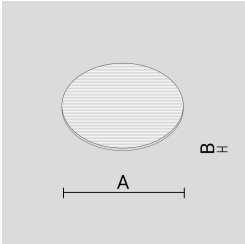
OPTICS



See accessories in the next page

GLASS LENS FOR ELLIPTIC BEAM.

Arcluce Code **1099253X**
Code Ref. **O7590**

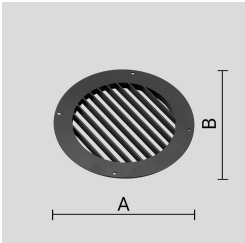


TECHNICAL INFORMATION

Weight	0.6 lb
--------	--------

PAINTED DIE-CAST ALUMINIUM DIRECTIONAL LOUVRE FOR GLARE CONTROL.

Arcluce Code **1099110X-12**
Code Ref. **O7591-12**

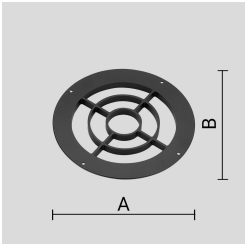


TECHNICAL INFORMATION

Color	Black - 12
Weight	0.51 lb

PAINTED DIE-CAST ALUMINIUM GLARE-CONTROL LOUVRED.

Arcluce Code **1099108X-12**
Code Ref. **O7592-12**




TECHNICAL INFORMATION

Color	Black - 12
Weight	0.4 lb

ANTI-SLIP OPAL GLASS.

Arcluce Code **1099283X**
Code Ref. **O7597**



TECHNICAL INFORMATION

Weight	3.59 lb
--------	---------

THERMOPLASTIC MATERIAL RECESSED INSTALLATION BOX WITH AISI 316L STAINLESS STEEL COUNTER-RING.

Arcluce Code **1099224X**
Code Ref. **O7599**



TECHNICAL INFORMATION

Weight 3.53 lb

THERMOPLASTIC MATERIAL RECESSED INSTALLATION BOX.

Arcluce Code **1099211X**
Code Ref. **O7598**



TECHNICAL INFORMATION

Weight 2.2 lb
